



Canada Revenue  
Agency

Agence du revenu  
du Canada

T3 RET E (11)  
2011

# **T3 TRUST INCOME TAX AND INFORMATION RETURN**

Do not use  
this area

**NOTE:** In this form, the text inserted between square brackets represents the regular print information.

Legislative references on this return refer to the "Income Tax Act" and "Income Tax Regulations".

All references to "the guide" on this return refer to Publication T4013, "T3 Trust Guide".

continue on next page →

**▲ Step 1– Identification and other required information**

**Residence of trust at the end of the tax year**

Specify country (if other than Canada)						
If Canada, enter the province or territory						
<b>Name of trust</b>						
Trust account number	Do not use this area					
T     -     -	<table border="1"><tr><td> </td><td> </td><td> </td><td> </td><td> </td></tr></table>					
Name of trustee, executor, liquidator, or administrator						

Mailing address of trustee, executor, liquidator, or administrator

City	Province/Territory	Postal code

Area code	Telephone number	
	-	

Mailing address, if different than trustee (or name and mailing address of the contact person, if different)

City	Province/Territory	Postal code

Area code	Telephone number	
	-	

continue on next page →

Is the trust resident on **designated** Aboriginal settlement lands?

No  Yes

If **yes**, enter the name and settlement number.

--	--	--	--	--

If the trust had business income in the year, enter the province(s) or territory(ies) where that income was earned.

If the trust became or ceased to be a resident of Canada **in the year**, enter the date.

Became resident \_\_\_\_\_

Year	Month	Day

Ceased to be resident \_\_\_\_\_

Year	Month	Day

## Type of Trust

### Testamentary

Spousal or common-law partner

Other

Date of death

Year	Month	Day

Social insurance number of  
**deceased**

--

### Inter vivos

Spousal or common-law partner

Unit

Mutual fund

Communal organization

continue on next page →



- Employee
- Personal
- Joint spousal or common-law partner
- Alter ego
- Employee Life and Health

Code number for other inter vivos, see the guide for details.

Other inter vivos (specify)

**Deemed resident**

Is this a deemed resident trust? \_\_\_\_\_ Yes

If **yes**, please specify any other country in which it is also considered resident.

**Return for tax year**

from 

Year	Month	Day

 to 

Year	Month	Day

Is this the first year of filing a T3 return? \_\_\_\_\_ No  Yes

If **no**, for what year was the last return filed? \_\_\_\_\_ 

Year

If **yes**, attach a copy of the trust document or will, and a list of assets at death (unless filed with the deceased's final T1 return). \_\_\_\_\_ Attached  With T1

Is this an amended return? \_\_\_\_\_ No  Yes

Address on last return is same as on page 3 [above],  
or the following:

Same

Address		
City	Province/Territory	Postal code 

Is this the final return of the trust?

No  Yes

If **yes**, enter the trust wind-up date.

Year 	Month 	Day 
----------	-----------	---------

Your language of correspondence:

English  French

continue on next page →

## Other required information

No Yes

1. Is the trust one of a number of trusts created from contributions by the same individual? If **yes**, complete Schedule 6, and attach a list of the names, addresses, and account numbers of the other trusts.

---

2. For any trust (other than a unit trust), did the ownership of capital or income interests change since 1984?

If **yes**, enter the year, and, if during this tax year, attach a statement showing the changes.

---

Year			

3. Were the terms of the trust amended or varied since June 18, 1971?

If **yes**, enter the year, and, if during this tax year, attach copies of the documents effecting these changes.

---

Year			

4. Has the trust continuously resided in Canada since it was established (or since June 18, 1971, if it was established before that date)?

No      Yes

---

5. Did the trust receive any additional capital property by way of gift since June 18, 1971? (**Do not** include the original property settled on the trust.) If **yes**, enter the year, and, if during this tax year, attach a statement giving the details.

---

Year			

6. Did the trust borrow money, or incur a debt, in a non-arm's length transaction since June 18, 1971? If **yes**, state the year, and, if during this tax year, attach a statement showing the amount of the loan, the lender's name, and the lender's relationship to the beneficiaries.

---

Year			

continue on next page →

- |   | No   | Yes                      |      |  |  |  |  |  |
|---|--|--------------------------|------|--|--|--|--|--|
| 7. Does the will, trust document, or court order require the payment to beneficiaries of trust income earned in the current year? If <b>yes</b> , complete Schedule 9.  | <input type="checkbox"/>   | <input type="checkbox"/> |      |  |  |  |  |  |
| 8. Did the trust receive, after December 17, 1999, any property as a transfer from a non-grandfathered, inter vivos trust, where the beneficial ownership of the property did not change as a result of the transfer? If <b>yes</b> , enter the year, and, if during this tax year, attach a statement giving details.  | <input type="checkbox"/>   | <input type="checkbox"/> |      |  |  |  |  |  |
|   | <table border="1" style="margin: auto;"> <tr> <td colspan="3" style="text-align: center;">Year</td> </tr> <tr> <td style="width: 20px; height: 20px;"></td> <td style="width: 20px; height: 20px;"></td> <td style="width: 20px; height: 20px;"></td> </tr> </table> |                          | Year |  |  |  |  |  |
| Year  |  |                          |      |  |  |  |  |  |
|   |  |                          |      |  |  |  |  |  |
| 9. Did the trust distribute assets other than cash to a beneficiary during the tax year? If <b>yes</b> , attach a statement giving a complete description of the property, the name and address of the beneficiary to whom the property was distributed, and the date the property was distributed. If the beneficiary is an individual, provide the beneficiary's social insurance number. | <input type="checkbox"/>   | <input type="checkbox"/> |      |  |  |  |  |  |

- |     |   | No  | Yes                      |                          |
|-----|---|---|--------------------------|--------------------------|
| 10. | Did the trust receive any additional property by way of a contribution of property (as defined in the "Definitions" of the guide) since June 22, 2000? If <b>yes</b> , enter the year, and, if during this tax year, attach a statement giving details. <hr/> | <div style="border: 1px solid black; width: 100px; height: 40px; margin: 0 auto; display: flex; align-items: center; justify-content: center;"> <div style="text-align: center;">Year</div> <div style="display: flex; justify-content: space-around; width: 100%; border-top: 1px solid black; border-bottom: 1px solid black;"> <div style="width: 25px; height: 20px;"></div> <div style="width: 25px; height: 20px;"></div> <div style="width: 25px; height: 20px;"></div> <div style="width: 25px; height: 20px;"></div> </div> </div> | <input type="checkbox"/> | <input type="checkbox"/> |
| 11. | Does the trust qualify as a public trust or public investment trust that has to post information about the trust on the CDS Innovations Inc Web site under section 204.1 of the "Income Tax Regulations"? <hr/>   | <input type="checkbox"/>  | <input type="checkbox"/> |                          |
| 12. | Did the trust use the International Financial Reporting Standards when it prepared its financial statements? <hr/>  | <input type="checkbox"/>  | <input type="checkbox"/> |                          |

continue on next page →

## Step 2 – Calculating total income (see lines 01 to 20 in the guide)

	<u>Taxable capital gains (line 21 of Schedule 1)</u>	<input type="text"/>	<input type="text"/>	<b>01 ●</b>	
▲	<u>Pension income (report CPP/QPP death benefits on line 19 on page 16 [below] )</u>	+	<input type="text"/>	<input type="text"/>	<b>02 ●</b>
▲	<u>Total of actual amount of dividends from taxable Canadian corporations (line 3 of Schedule 8)</u>	+	<input type="text"/>	<input type="text"/>	<b>03 ■</b>
	<u>Actual amount of dividends <b>other than eligible</b> dividends from taxable Canadian corporations (line 1 of Schedule 8)</u>		<input type="text"/>	<input type="text"/>	<b>3A</b>
▲	<u>Foreign investment income (line 6 of Schedule 8)</u>	+	<input type="text"/>	<input type="text"/>	<b>04 ●</b>
▲	<u>Other investment income (line 12 of Schedule 8)</u>	+	<input type="text"/>	<input type="text"/>	<b>05 ●</b>
	<u>Business income</u>				
	<u>Gross</u>	<input type="text"/>	<input type="text"/>	<b>96 ●</b>	
	<u>Net</u>	+	<input type="text"/>	<input type="text"/>	<b>06 ●</b>

Farming income	Gross	<input type="text"/>	<input type="text"/>	<b>97 ●</b>	Net	+	<input type="text"/>	<input type="text"/>	<b>07 ●</b>
Fishing income	Gross	<input type="text"/>	<input type="text"/>	<b>98 ●</b>	Net	+	<input type="text"/>	<input type="text"/>	<b>08 ●</b>
Rental income	Gross	<input type="text"/>	<input type="text"/>	<b>99 ●</b>	Net	+	<input type="text"/>	<input type="text"/>	<b>09 ●</b>
NISA Fund 2						+	<input type="text"/>	<input type="text"/>	<b>10 ●</b>

(includes   NISA Fund 2  
payments received while the beneficiary  
spouse or common-law partner is, or was,  
alive, or received by a communal  
organization)

**101 ●**

Deemed dispositions income or losses (line 42 of Form T1055)						+	<input type="text"/>	<input type="text"/>	<b>11 ●</b>
---	--	--	--	--	--	---	----------------------	----------------------	-------------

continue on next page →

▲ Other income (specify and attach any information slips received)

---

---

---

+	
+	
=	

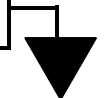


+		19 ●
---	--	------

▲ Add lines 01 to 19.  
This is the trust's **total income**.

---

=		
---	--	--



		20
--	--	----

### Step 3 – Calculating net income (see lines 21 to 50 in the guide)

▲ Carrying charges and interest expenses (line 17 of Schedule 8)

---

		21 ●
--	--	------

Trustee fees (see lines 22 to 24 in the guide)

---

		22 ●
--	--	------

Trustee fees that do not relate to income  
or were deducted elsewhere on this return


---

-			23 ●
---	--	--	------

Trustee fees deductible from income  
(line 22 minus line 23)

---

=			
---	--	--	--



+			24
---	--	--	----

Allowable business investment losses

---

+			25 ●
---	--	--	------


Other deductions from total income  
(specify – see line 40 in the guide)

---

---

---

+			
+			
=			




+			40 ●
---	--	--	------

continue on next page →

▲ Add lines 21, 24, 25, and 40

=		
---	--	--



▲ Line 20 minus line 41

-		41
=		42

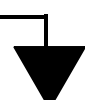
Taxable benefits (see lines 43 and 44 in the guide)

Upkeep, maintenance, and taxes of a property used or occupied by a beneficiary

Value of other benefits to a beneficiary

Total taxable benefits (line 43 plus line 44)

		43 ●
+		44 ●
=		



▲ Income **before** allocations (line 42 plus line 45)

+		45
=		46

Amounts paid or payable to beneficiaries			471 ●
Less: Amounts claimed under subsections 104(13.1) and (13.2) (attach a statement)	-		472 ●
▲ Total deductible income allocations (line 471 minus line 472)	=		<div style="display: flex; align-items: center;"> <div style="border: 1px solid black; width: 100px; height: 25px; margin-right: 5px;"></div> <div style="font-size: 2em; margin-right: 5px;">↓</div> <div style="border: 1px solid black; width: 50px; height: 25px; margin-right: 5px;"></div> <div style="padding-left: 10px;">47 ●</div> </div>
Income <b>after</b> allocations (line 46 minus line 47)	=		48
▲ Total gross-up amount of dividends retained or not designated by the trust (line 32 of Schedule 8)	+		49 ●
▲ Line 48 plus line 49. This is the trust's <b>net income</b> .	=		50 ●

continue on next page →

## Step 4 – Calculating taxable income

(see lines 51 to 56 in the guide)

### Deductions to arrive at taxable income

Non-capital losses of other years

(see line 51 in the guide)

		51 ●
--	--	------

Net capital losses of other years

(see line 52 in the guide)

+		52 ●
---	--	------

Capital gains deduction for resident spousal  
or common-law partner trust only

(line 10 of Schedule 5)

+		53 ●
---	--	------

Other deductions to arrive at taxable income

(specify – see line 54 in the guide)

--	--	--

+		54 ●
---	--	------

Add lines 51 to 54

=		
---	--	--

↓

-		55
---	--	----

▲ Line 50 minus line 55.  
 ▲ This is the trust's **taxable income**. 

=	
---	--

**56 ●**

If the amount is more than zero, enter the amount on line 56, and on line 1 of Schedule 11. If the amount is zero or negative, enter "0" on line 56. If minimum tax applies, enter the positive or negative result from line 56 on line 23 of Schedule 12.

## Step 5 – Summary of tax and credits

(see lines 81 to 100 in the guide)

### Tax:

▲ Total federal tax payable (see line 81 in the guide)	<table border="1" style="width: 100%; height: 20px;"><tr><td style="width: 80%;"></td><td style="width: 20%;"></td></tr></table>			<b>81 ■</b>
▲ Provincial or territorial tax payable (from the applicable provincial or territorial form)	<table border="1" style="width: 100%; height: 20px;"><tr><td style="width: 80%; text-align: center;">+</td><td style="width: 20%;"></td></tr></table>	+		<b>82 ■</b>
+				
Part XII.2 tax payable (line 12 of Schedule 10)	<table border="1" style="width: 100%; height: 20px;"><tr><td style="width: 80%; text-align: center;">+</td><td style="width: 20%;"></td></tr></table>	+		<b>83 ■</b>
+				

continue on next page →

Add lines 81 to 83. **Total taxes payable**

=			↓
			84 ●

**Credits:**

▲ Tax paid by instalments

			85
--	--	--	----

▲ Total tax deducted  
(see lines C, D, and 86 in the guide)

			C
-			D
=			↓

Transfer to Quebec

Net tax deducted (line C minus line D)

+			86 ●
---	--	--	------

Refundable Quebec abatement (line 45  
of Schedule 11, or line 56 of Schedule 12)

+			87 ●
---	--	--	------

Refundable investment tax credit  
[Form T2038(IND)]

+			88 ●
---	--	--	------

Capital gains refund (Form T184)

+			89 ●
---	--	--	------

Part XII.2 tax credit (box 38 of T3 slip)

+			90 ●
---	--	--	------

Other credits (specify)

--	--	--	--

+			91 ●
---	--	--	------

▲ Add lines 85 to 91. **Total credits**

=			
---	--	--	--

-			93
---	--	--	----

Line 84 minus line 93.

▲ **Refund or balance owing**

=			94
---	--	--	----

If the result is negative, you have a **refund**.

If the result is positive, you have a **balance owing**.

Generally, we do not refund or charge a difference of \$2 or less.

▲ Amount enclosed

			95 ●
--	--	--	------

continue on next page →

**Payment: Attach a cheque or money order payable to the Receiver General. Do not mail cash.**



Refund code (see the guide for details)

100

**Name and address of person or company** (other than trustee, executor, liquidator, or administrator) **who prepared this return.**

Address

City

Province/Territory

Postal code

Area code

Telephone number

-

**Certification** (by trustee, executor, liquidator, or administrator)

(please print)

I,

certify that the information given on this return and in any documents attached is, to the best of my knowledge, correct, complete, and fully discloses the income from all sources.

Authorized person's signature

Position or title

Year

Month

Day

"Privacy Act", Personal Information Bank number CRA PPU 015

continue on next page →

## Reporting foreign income and property

If the trust is resident in Canada, you have to report its income from all sources, both inside and outside Canada.

If the trust dealt with a non-resident trust or corporation in the year, contact us at **1-800-959-8281** for more filing requirements.

Did the trust hold foreign property at any time  
in the tax year with a total cost of more than  
CAN\$100,000?

---

No  Yes

If **yes**, you may have to complete and attach Form T1135, "Foreign Income Verification Statement". For filing requirements, see that form.